

KF Serisi Kanal Tipi Fan

KF Series Duct Type Fan

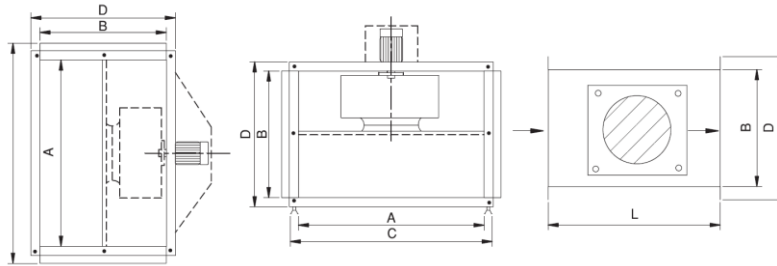



KF tipi kanal tipi fanlar dikdörtgen gövdelidir. Galvanizli sactan üretilmektedir. Bütün modellerde asenkron motor kullanılmaktadır. Motor hava akımı dışında yer alır ve bu sayede 120°C sıcaklığa kadar dayanım sağlar. Fan kanatları geriye eğimli seyrek kanatlıdır. Karbon çelik malzemeden üretilir. Uygulama alanlarının sınırlı olduğu dikdörtgen kanal sistemlerinde kullanıma uygundur.

20.000m³/h debiye kadar.
230V/50Hz monofaze veya 380V/50Hz trifaze.
Geriye eğik kanatlı.
Kolay montaj.
Sessiz çalışma özellikli.
Dikdörtgen kanal tipi.

KF series is rectangular duct fans. The body is manufactured from galvanized steel sheet. All models use an asynchronous motor. The motor is located outside of the air flow. The fan is capable of carrying air at max. 120°C. Fan blades are backward curved. Manufactured from C-Steel. Suitable to use in medium and high volume ventilation requirements in rectangular duct systems where the application area is limited.

Up to 20.000m³/h.
230V/50Hz single phase or 380V/50Hz Three phase.
Backward curved.
Easy installation.
Silent operation.
Rectangular duct type.



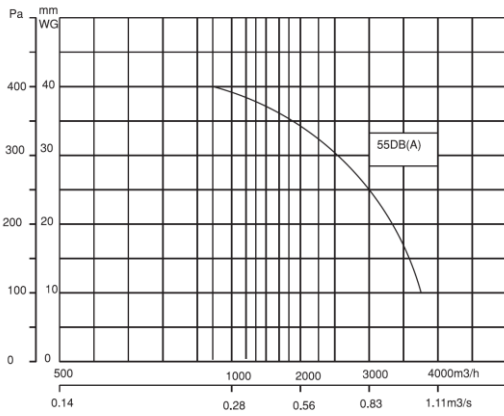
Type	Size	Technical Characteristic					Dimensions in mm					Weight (Kg)
		Air Flow (m ³ /h)	Pressure (mmWG)	Motor (kW)	Fan Speed (rpm)	Sound Pressure dbA	A	B	C	D	L	
KF	35	3000	20	0,37	1450	40	550	450	610	510	600	40
KF	40	4000	30	0,55	1450	60	600	500	660	560	700	60
KF	45	5000	35	1,1	1450	75	700	550	760	610	750	75
KF	50	7000	40	1,5	1450	90	750	600	810	660	800	90
KF	56	9000	60	3	1450	120	800	650	860	710	850	120
KF	63	12000	60	4	1450	135	900	750	970	810	950	135
KF	71	15000	70	5,5	1450	150	1000	900	1070	970	1000	150
KF	80	20000	70	7,5	1450	180	1200	1000	1200	1070	1200	180



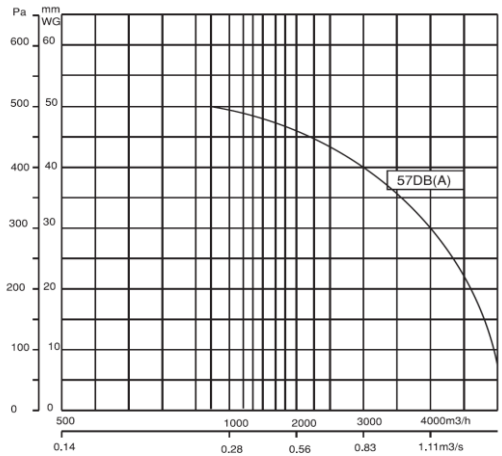
KF Serisi Kanal Tipi Fan
KF Series Duct Type Fan



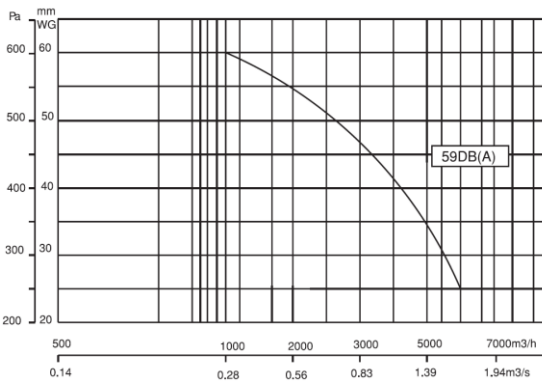
KF 35



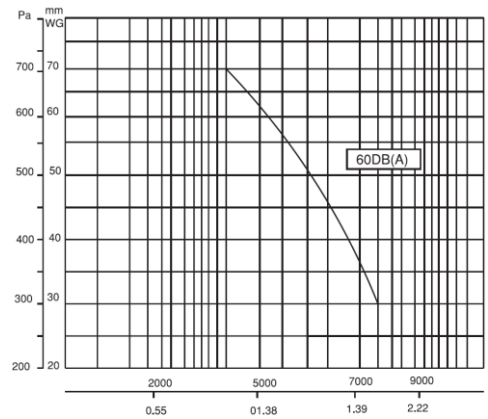
KF 40



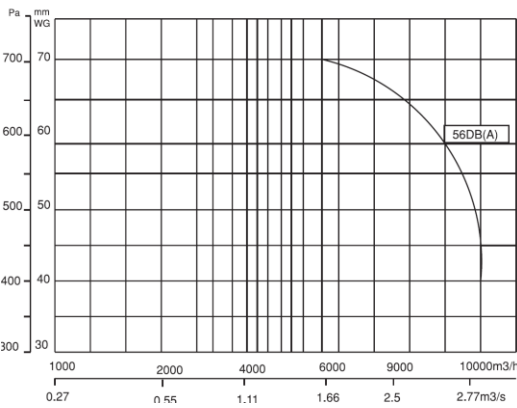
KF 45



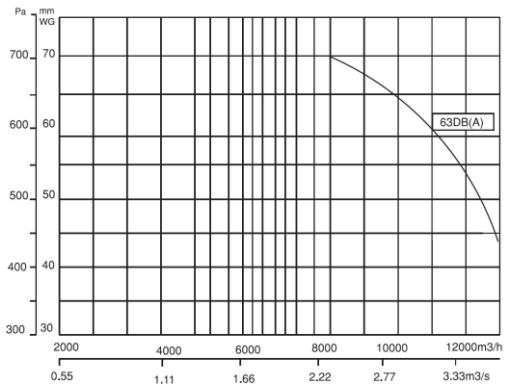
KF 50



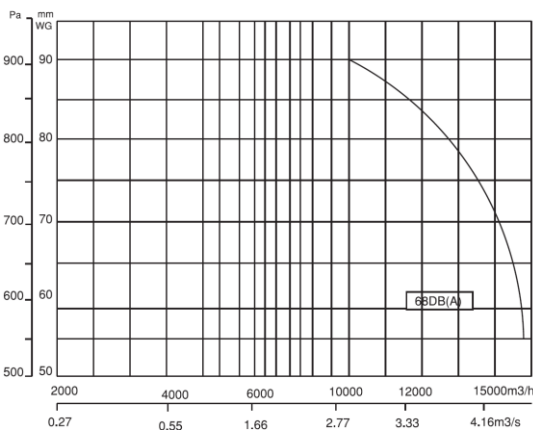
KF 56



KF 63



KF 71



KF 80

